


# MRB201B & MRB301B Mushroom Push Switches

## INSTALLATION INSTRUCTIONS

### ACCESSORIES AND PARTS INCLUDED

- (1) MRB201B/MRB301B
- (1) Parts bag (Contents: #6-32 X 1/2" flat head phillips ss screws, #10 X 1" pan head self-tapping phillips ss screws, twist-on wire connectors, allen key)
- (1) User/Installation Manual
- (1) Mounting Box 25B/30B



### 1. DESCRIPTION

MRB301B and MRB201B are heavy-duty push switches engineered for high-demand access control applications in public and commercial spaces.

Available in vibrant red actuator caps with a large 1-5/8" diameter, these switches feature a robust 1/4" thick aluminum faceplate for long-lasting durability.

The MRB301B is standard single-gang width (2-3/4") while the MRB201B is compact narrow-width (1-3/4"), making it suitable for door frames or tight installation areas. The bayonet-style interlocking mechanism allows tool-free front assembly without set screws, simplifying installation and maintenance.

Certified for 2A @ 36VDC

### 2. SPECIFICATION

Voltage	12 to 24 VDC +/- 12%
Current	–
Contact Rating	2 A @ DC 36V
Contacts	Common/ N.O./ N.C.
Temperature Range	14F to 122F (-10 to 50 °C)
Response Time	≤10ms

### Dimensions

**Narrow:**  
1 3/4" W x 4 1/2" H x 2 11/64" D  
(44 mm x 114 mm x 55 mm)

**Single Gang:**  
4 1/2" W x 4 1/2" H x 2 11/64" D  
(114 mm x 114 mm x 55 mm)

### 3. FEATURES

- Large, easy-to-activate switches with red color
- 1 X 11/32" (34mm) diameter actuator
- Constructed with 1/4" thick brushed stainless steel faceplate
- Available in single-gang(4-1/2") and narrow(1-3/4") widths
- Flexible mounting: door frame, wall or pedestal
- Spring return to release
- Stackable contact blocks support up to 6 functions
- Certified for 2 A @ DC 36V

### 4. OVERVIEW OF OPERATION

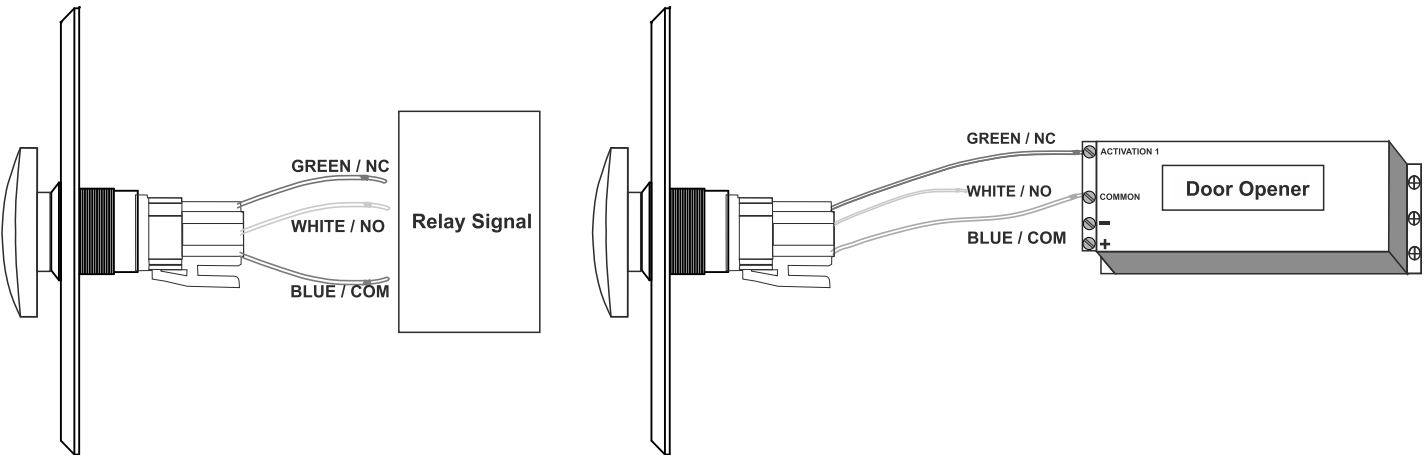
Press the large stainless steel switch to activate the relay, typically used to unlock doors or trigger automation systems.



Designed for high-traffic, vandal-prone environments with fail-safe/fail-secure options and weather-resistant construction.

MRB201B & MRB301B Mushroom Push Switches

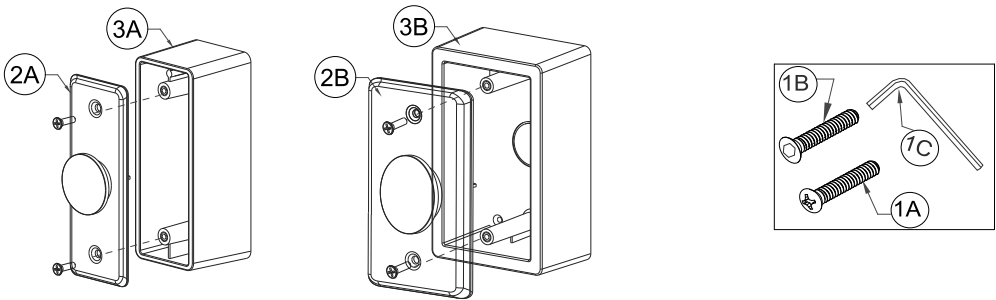
INSTALLATION INSTRUCTIONS

5. WIRING DIAGRAM



SURFACE MOUNTING BOX	
<p><b>Mounting Box 25B</b></p> <ul style="list-style-type: none"><li>- Flame-retardant</li><li>- Impact-resistant ABS polymer</li><li>- 46.5 X 117.4 X44.3 mm</li></ul> 	<p><b>Mounting Box 30B</b></p> <ul style="list-style-type: none"><li>- Flame-retardant</li><li>- Impact-resistant ABS polymer</li><li>- 117.4 X 73 X 44.3 mm</li></ul> 

6. INSTALLATION DIAGRAM



ACCESSORIES AND PARTS INCLUDED		
ITEM NUMBER	PART NUMBER	DESCRIPTION
1.	A	Pan Head Self-Tapping Screws
	B	Flat Head Hex Socket Screws
	C	Allen Key
2.	A	MRB201B
	B	MRB301B
3.	A	25B
	B	30B